
































TRUCK TYRES

barkleytyres.com



BARKLEY

CONTENT

About Barkley	04		
Why you should choose Barkley	05		
Recommended uses	06	Trailer	20
Steering axle	08	 BLT08	21
 BL203+	09	 BL207	22
 BL207	10	 BL209	22
 BL208	10	 BL210	23
 BL209	11	 BL212	23
 BL210	11	 BL605	24
 BL212	12	 BL606	24
 BL216	12	 BL609	25
 BL219	13	 BL802	25
 BLT03	13	 BLT03	26
 BLW02	14	 BLT05	26
 BLW12	15	All axles	28
Drive axle	16	 BL621	29
 BL806+	17	 BL601	30
 BL808	18	 BLU01	30
 BL826	18	 BLU02	31
 BLW08	19	Barkley online	32
 BLW18	19	Technical specifications	33

Easily and quickly find the tyre you are looking for? Then check out our online possibilities on page 32.



TRUCK TYRES WITH THE BEST PRICE PER KILOMETRE

An attractive price is very important, right? But you want certainty about the quality of your truck and trailer tyres. That's why you should opt for Barkley! Just like our agricultural and OTR tyres, our truck and trailer tyres also offer a fantastic price/quality ratio. This helps to ensure the best price per kilometre. And our modern tyres comply with all rules and requirements in the European market. You will also receive a comprehensive range and excellent service. So, by choosing us, you will be getting more than just great tyres.

Cost-effective driving and the lowest possible operating costs: let us take care of it! Our truck and trailer tyres have been constructed to the highest standard, so they have a more robust belt and a casing structure that runs up to the rim. Safer on the road, very low rolling resistance, a uniform wear pattern and a very strong shoulder: these are the properties offered by our truck tyres!

The extras you receive from Barkley include perfect service, fast delivery and the best possible advice.

CHOOSING FOR BARKLEY MEANS CHOOSING MORE THAN JUST A TYRE



Complete range of truck, agricultural and OTR tyres



Great quality tyres that meet European norms



Affordable: excellent price per operating hour



Quickly available from stock



Specialised knowledge about tyres and uses



TRUCK

AGRICULTURAL

OTR

TRUCK TYRES - RECOMMENDED USES

Barkley offers a massive range of commercial vehicle tyres for almost every purpose. Its range includes a broad selection of market-relevant tyre sizes and patterns for light and heavy-duty trucks and trailers - tyres for steer axles, drive axles and trailer axles. There are patterns for every purpose: long distance or regional use, mixed use, onroad and offroad, in urban areas or for hard winter use. All tyres meet the expectations which people have nowadays for modern, top quality tyres with a long service life; while also providing quality at an extremely economical price.



Regional traffic

Use on A and B roads, with regular accelerating and braking. Short distances and lots of stops characterise typical distribution/delivery usage (also suitable for combination long distance/distribution use).



Long distance traffic

Long distances which can be travelled using A-roads and motorways at almost constant speed with few interruptions (not much accelerating or frequent braking).




Onroad/offroad traffic

The focal point here is mixed traffic, both beyond paved roads and for use on construction sites as necessary, with all the resultant challenges faced by the equipment used in such environments.



Winter










Tyres bearing the M+S marker and/or the industrial "snowflake" symbol have been developed especially for use under all winter conditions - snow and ice, and mud and rain - at low temperatures.



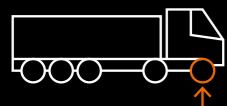
Urban traffic/buses

Urban buses are a special target group, as are street cleaning vehicles and refuse collection vehicles. These are designed for regular acceleration and braking with heavy loads, and so they come with reinforced side walls to prevent damage.

TRUCK TYRES - PATTERNS

	 Regional traffic	 Long distance traffic	 Onroad / offroad traffic	 Winter	 Urban traffic/ buses
 Steering axle	BL203+ 09 BL207 10 BL208 10 BL209 11 BL210 11 BL212 12 BL216 12 BL219 13 BLT03 13	BLT03 26		BLW02 14 BLW12 15	
 Drive axle	BL806+ 17 BL808 18		BL826 18	BLW08 19 BLW18 19	
 Trailer	BLT08 21 BL207 22 BL209 22 BL210 23 BL212 23 BL605 24 BLT05 26		BL606 24 BL609 25 BL802 25		
 All axles			BL621 29 BL601 30		BLU01 30 BLU02 31

STEERING AXLE



You want safety and comfort when on the road. And that's exactly what Barkley steering axle tyres offer you! We guarantee tyres without radial runout, which ensures you 100% comfort. Good quality and far-reaching safety go hand-in-hand with the best price per kilometre!

We know exactly what you require. That is why we have developed the new BL203+ for an even better performance.

The perfect pattern and balanced rubber compound allow you to make the most of these great tyres.

TRUCK TYRES - STEERING AXLE

Barkley BL203+ HL steering axle tyre with 3PMSF

The Barkley BL203+ steering axle tyre is currently available in five sizes. The BL203+ offers improved load-bearing capacity (HL – High Load) and features M+S coding. This means the tyres can deal with higher steering-axle loads experienced by Euro-6 trucks in all markets.



AVAILABLE SIZES

Size	L/S-index	TL/TT	M+S /				
295/60R22.5	150/147L	TL	M+S /	C	B	CAT-2	73
295/80R22.5	154/149M	TL	M+S /	C	B	CAT-2	71
315/60R22.5	154/150L (152/148M)	TL	M+S /	C	B	CAT-2	73
315/70R22.5	156/150L (154/150M)	TL	M+S /	C	B	CAT-2	73
315/80R22.5	158/150L (154/150M)	TL	M+S /	C	B	CAT-2	73

View the technical specifications of this tyres on page 34-37



- ▶ Extremely stable shoulder and improved stability in turns
- ▶ Extra-wide uniform tread for larger contact surface
- ▶ High load version for Euro-6 vehicles
- ▶ Better rolling behaviour and more uniform wear pattern



BL203+



AVAILABLE SIZES

Size	L/S-index	TL/TT	M+S/				
205/75R17.5	124/122M	TL		E	C	CAT-2	72
245/70R19.5	136/134M	TL	M+S	D	C	CAT-2	71
265/70R19.5	140/138M	TL	M+S	D	C	CAT-2	72
285/70R19.5	146/144M	TL	M+S	D	C	CAT-2	73
255/70R22.5	140/137M	TL	M+S	D	C	CAT-2	72
275/70R22.5	150/148M	TL	M+S	D	C	CAT-2	72



View the technical specifications of this tyres on page 34-37



BL207

- ▶ Accurate steering thanks to pattern designed specially for steering axles
- ▶ Ideal for twisting and turning in small spaces
- ▶ Uniform wear ensures higher kilometrage
- ▶ Excellent performance and efficiency in existing vehicle fleet



AVAILABLE SIZE

Size	L/S-index	TL/TT	M+S/				
9.5R17.5	129/127M	TL		E	C	CAT-2	71



View the technical specifications of this tyres on page 34-37



BL209

- ▶ Accurate steering behaviour thanks to special pattern on steering axle version
- ▶ For ideal grip and greater resistance against damage
- ▶ Stable shoulder, which gives better stability in bends
- ▶ Suitable for twisting and turning (manoeuvres) in small spaces



AVAILABLE SIZE

Size	L/S-index	TL/TT	M+S/				
10R22.5	144/142L	TL		F	B	CAT-2	71



View the technical specifications of this tyres on page 34-37



BL208

- ▶ Whole construction is well designed, including casing
- ▶ Improved stability in bends thanks to stable shoulder
- ▶ Ideal for twisting and turning in small spaces
- ▶ Uniform wear ensures higher mileage



AVAILABLE SIZE

Size	L/S-index	TL/TT	M+S/				
215/75R17.5	126/124M	TL		F	B	CAT-1	70

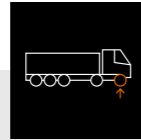


View the technical specifications of this tyres on page 34-37



BL210

- ▶ Very solid casing
- ▶ Strong rubber compound for uniform wear
- ▶ Energy-efficiency due to lower rolling resistance



AVAILABLE SIZE

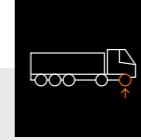
Size	L/S-index	TL/TT	M+S/				
235/75R17.5	132/130M	TL		E	B	CAT-2	72

View the technical specifications of this tyres on page 34-37



BL212

- ▶ Wide tread and large contact area for improved safety
- ▶ Accurate steering thanks to specially designed steering axle pattern
- ▶ Stable shoulder, which gives better stability in bends



AVAILABLE SIZE

Size	L/S-index	TL/TT	M+S/				
385/65R22.5	164J	TL		D	C	CAT-2	73

View the technical specifications of this tyres on page 34-37



BL219

- ▶ Accurate steering thanks to pattern designed specially for steering axles
- ▶ Extremely stable shoulder and improved stability in bends
- ▶ Excellent life-span and performance



AVAILABLE SIZES

Size	L/S-index	TL/TT	M+S/				
11R22.5	148/145M	TL		D	B	CAT-2	73
275/80R22.5	149/146M	TL		D	B	CAT-2	72

View the technical specifications of this tyres on page 34-37



BL216


- ▶ Long life-span and excellent resistance against damage
- ▶ Uniform pressure distribution across tyre's contact surface
- ▶ Extra safety thanks to constant grip



AVAILABLE SIZE

Size	L/S-index	TL/TT	M+S/				
305/70R19.5	148/145M	TL	M+S	D	CB	CAT-2	73

View the technical specifications of this tyres on page 34-37



BLT03

- ▶ Very solid casing
- ▶ Strong rubber compound for uniform wear
- ▶ Energy-efficiency due to lower rolling resistance

TRUCK TYRES - STEERING AXLE

Safety is important, in the summer as well as the winter. However, it's extra important to meet transport schedules during the winter. And transporters want to meet these schedules come wind, rain, snow or ice.

The innovative patterns on the **BLW02** and **BLW12** mean Barkley winter tyres offer perfect grip and stability in all road conditions. The **BLW02** is available in four sizes for steering axles; the **BLW12** is available in five sizes. This Barkley winter tyre allows trucks to easily comply with all European winter regulations. Choose winter tyres with suitable grip before the winter hampers your planning.

The advantages of Barkley winter tyres are as follows:

- Safety thanks to winter-proof pattern
- Excellent driving comfort
- Optimised road-holding prevents irregular wear and improves use on wet road surfaces
- Noise-friendly

Modern and reliable winter tyre, which also performs as it should in the most extreme conditions. The Barkley **BLW12** ensures (operating) certainty, (road) safety and low (fuel) costs when mounted on steering axles. Due to its pattern design, the tyre is excellent in snow and ice and offers accurate steering and perfect braking.

AVAILABLE SIZES



Size	L/S-index	TL/TT	M+S /					dB
295/80R22.5	152/148M	TL	M+S /	E	C	CAT-2		72
315/70R22.5	154/150L	TL	M+S /	D	C	CAT-2		73
315/80R22.5	156/150L	TL	M+S /	D	C	CAT-2		73
385/65R22.5	160K	TL	M+S /	C	C	CAT-2		73

View the technical specifications of this tyres on page 34-37



BLW02

- ▶ Specific winter tyre for steering axles
- ▶ Specially developed rubber compound for good grip on all winter roads
- ▶ Featuring M+S marking and snowflake symbol

AVAILABLE SIZES



Size	L/S-index	TL/TT	M+S /					dB
295/80R22.5	154/149M	TL	M+S /	E	C	CAT-2		75
315/70R22.5	156/150L	TL	M+S /	E	C	CAT-2		75
315/80R22.5	158/150L	TL	M+S /	E	C	CAT-2		75
385/55R22.5	160K/158L	TL	M+S /	E	C	CAT-2		75
385/65R22.5	164K/158L	TL	M+S /	E	C	CAT-2		75

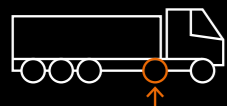
View the technical specifications of this tyres on page 34-37



BLW12

- ▶ Latest 3D strip technology ensures excellent grip
- ▶ Special rubber compound for ideal traction, particularly at temperatures below zero degrees Celsius
- ▶ High load version for Euro-6 vehicles
- ▶ Available in 5 different sizes

DRIVE AXLE



Are your drive axle tyres ineffective when it comes to transferring engine torque to the road surface? Then it's about time you switched to Barkley tyres! For example, we have specially developed our BL806+ for heavy braking loads and dual assembly. Because we like to help you with new ideas. We believe quality is a

must because drive axle tyres occupy one of the most important positions on a truck - perhaps the most important position.

Tyres used for this axle position play a major role in determining fuel efficiency, grip and safety.

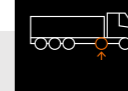
TRUCK TYRES - DRIVE AXLE

Wider tread for better performance

Barkley has established a strong reputation in truck (steering and drive axles) and trailer tyres within a very short space of time.

One advantage shared by all these Barkley tyres is the ability to upgrade to an extra-wide tread. This tread offers allows the BL806+ to offer even better performance, while the patterns and rubber compound ensure maximum benefits during use. Barkley has developed a tyre which is in great demand among European users.

Barkley has deliberately opted for tyres with a wider tread in the truck and trailer market. This is a major innovation, which allows users to achieve better kilometres.



AVAILABLE SIZES

Size	L/S-index	TL/TT	M+S /				
295/60R22.5	150/147L	TL	M+S /	D	B	CAT-2	73
295/80R22.5	152/148M	TL	M+S /	D	B	CAT-2	73
315/60R22.5	152/148M	TL	M+S /	D	B	CAT-2	73
315/70R22.5	154/150L (152/148M)	TL	M+S /	D	B	CAT-2	73
315/80R22.5	156/150L (154/150M)	TL	M+S /	D	B	CAT-2	73

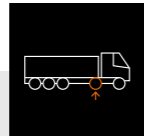
View the technical specifications of this tyres on page 34-37



- ▶ Larger contact surface improves safety and decreases braking distance
- ▶ Six-row tread pattern ensures uniform wear pattern
- ▶ Ideal grip and better resistance against damage
- ▶ New rubber compound offers high kilometrage



BL806+



AVAILABLE SIZES

Size	L/S-index	TL/TT	M+S /				dB
215/75R17.5	126/124M	TL	M+S	F	B	CAT-2	72
235/75R17.5	132/130M	TL	M+S	F	B	CAT-2	73
245/70R17.5	143/141L	TL	M+S	F	C	CAT-3	73
285/70R19.5	146/144M	TL	M+S	D	C	CAT-2	73
275/70R22.5	148/145M	TL	M+S	E	C	CAT-2	73



BL808

- ▶ Safe road behaviour thanks to wide tread
- ▶ Shorter braking distance thanks to larger contact surface
- ▶ Ideal grip in almost all weather conditions

View the technical specifications of this tyres on page 34-37



AVAILABLE SIZES

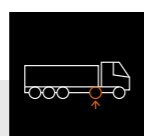
Size	L/S-index	TL/TT	M+S /				dB
295/80R22.5	152/148M	TL	M+S	E	C	CAT-2	72
315/70R22.5	154/150L	TL	M+S	E	C	CAT-2	73
315/80R22.5	154/150L	TL	M+S	E	C	CAT-2	73



BLW08

- ▶ Specially developed rubber compound for good grip on all winter roads
- ▶ Special strips improve wear pattern and prevent tears
- ▶ Snowflake symbol, M+S logo and noise level marking

View the technical specifications of this tyres on page 34-37



AVAILABLE SIZES

Size	L/S-index	TL/TT	M+S /				dB
13R22.5	156/150K	TJ	M+S	D	B	CAT-2	73
315/80R22.5	156/150K	TJ	M+S	E	B	CAT-2	75



BL826

- ▶ Robust, durable, safe and reliable
- ▶ Exceptional grip on stones, sand and mud
- ▶ The tread design helps to offer excellent self-cleansing properties
- ▶ The structure of the casing and side wall is ideal for special applications

View the technical specifications of this tyres on page 34-37



AVAILABLE SIZES

Size	L/S-index	TL/TT	M+S /				dB
295/80R22.5	152/148M	TL	M+S	E	C	CAT-2	73
315/70R22.5	152/148M	TL	M+S	E	C	CAT-2	73
315/80R22.5	156/150L	TL	M+S	E	C	CAT-2	73

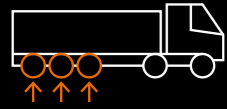


BLW18

- ▶ Profile blocks in the pattern ensure traction, grip and good braking under all circumstances
- ▶ Special rubber compound for ideal traction, particularly at temperatures below zero degrees Celsius
- ▶ Special strips improve wear pattern and prevent tears
- ▶ The solution for the whole transport sector in winter conditions

View the technical specifications of this tyres on page 34-37

TRAILER



It's not easy for tyres to cope with all these static and dynamic loads, while also offering low rolling resistance. Nonetheless, we have managed to do it with our BLT08! Specially developed for your trailers. Good stability, high kilometres and featuring the M+S marking. All to your benefit!

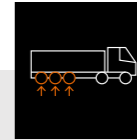
Want even better cost-effectiveness? Barkley's trailer tyres can often be given a second life. A new tread can be applied if the casing is still in good condition.

This offers you many extra (safe) kilometres at a low price per kilometre.

TRUCK TYRES - TRAILER

When it comes to trailer tyres, the **BLT08** allows Barkley to offer a modern tyre that fully meets all European requirements. Barkley has developed a tyre which is in great demand among European users.

Thanks to its wider tread and modern pattern, the tyre, which is ideal for regional and international transport, helps to realise excellent fuel economy. Because of its high durability and competitive price, the **BLT08** is also an excellent investment with quick returns.



AVAILABLE SIZE

Size	L/S-index	TL/TT	M+S/				
385/65R22.5	160K (158L)	TL	M+S	C	B	CAT-2	73

View the technical specifications of this tyres on page 34-37



- ▶ Pattern design ensures a long life-span
- ▶ Excellent alternative to premium brands
- ▶ Highly resistant against shear forces
- ▶ Environment-friendly thanks to innovative technologies
- ▶ Effective performance, e.g. long life-span thanks to proven quality



BLT08



AVAILABLE SIZES

Size	L/S-index	TL/TT	M+S/				
265/70R19.5	143/141J	TL	M+S	D	C	CAT-2	72
285/70R19.5	150/147J	TL	M+S	D	C	CAT-2	73

View the technical specifications of this tyres on page 34-37



BL207

- ▶ Very solid casing
- ▶ Strong rubber compound for uniform wear
- ▶ Pattern design ensures a long life-span



AVAILABLE SIZE

Size	L/S-index	TL/TT	M+S/				
215/75R17.5	135/133J	TL		F	B	CAT-1	70

View the technical specifications of this tyres on page 34-37



BL210

- ▶ Very solid casing
- ▶ Strong rubber compound for uniform wear
- ▶ Energy-efficiency due to lower rolling resistance



AVAILABLE SIZE

Size	L/S-index	TL/TT	M+S/				
9.5R17.5	143/141J	TL		E	C	CAT-2	71

View the technical specifications of this tyres on page 34-37



BL209

- ▶ Low rolling resistance thanks to optimised rubber compound, which means more kilometres
- ▶ High resistance against damage and collisions
- ▶ Long life-span thanks to optimised contact surface and improved wear pattern



AVAILABLE SIZES

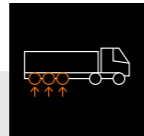
Size	L/S-index	TL/TT	M+S/				
235/75R17.5	143/141J	TL		E	B	CAT-2	72
245/70R17.5	143/141J	TL		E	C	CAT-2	72

View the technical specifications of this tyres on page 34-37



BL212

- ▶ Low rolling resistance thanks to optimised rubber compound, which means more kilometres
- ▶ High resistance against damage and collisions
- ▶ Long life-span thanks to optimised contact surface and improved wear pattern



AVAILABLE SIZE

Size	L/S-index	TL/TT	M+S/				
425/65R22.5	165J	TL		D	B	CAT-2	73

View the technical specifications of this tyres on page 34-37



BL605

- ▶ Very solid casing
- ▶ Strong rubber compound for uniform wear
- ▶ Pattern design ensures a longer life-span



AVAILABLE SIZES

Size	L/S-index	TL/TT	M+S/				
235/75R17.5	143/141J (144/144F)	TL	M+S	D	C	CAT-2	73
245/70R17.5	143/141J (144/144F)	TL	M+S	D	C	CAT-2	73

View the technical specifications of this tyres on page 34-37



BL609

- ▶ Extremely durable casing, resistant against almost all loads
- ▶ The tread ensures extreme solidity
- ▶ Rubber mix suitable for various circumstances
- ▶ Ideal for flatbed trailers, wood transporters and trailers for mixed and heavy-duty use



AVAILABLE SIZES

Size	L/S-index	TL/TT	M+S/				
385/55R22.5	160J	TL	M+S	D	B	CAT-2	73
385/65R22.5	164J	TL	M+S	D	B	CAT-2	73
425/65R22.5	165J	TL	M+S	D	B	CAT-2	73
445/65R22.5	169J	TL	M+S	D	B	CAT-2	73

View the technical specifications of this tyres on page 34-37



BL606

- ▶ A side wall that combines robustness and flexibility - ideal for construction sites
- ▶ Stable road-holding, also on muddy and soft surfaces
- ▶ High stability, which means effective manoeuvring - also with extremely small turning circles
- ▶ Extra-wide pattern grooves, which ensure excellent water discharge



AVAILABLE SIZE

Size	L/S-index	TL/TT	M+S/				
265/70R19.5	143/141J	TL	M+S	E	D	CAT-2	75

View the technical specifications of this tyres on page 34-37



BL802

- ▶ A side wall that combines robustness and flexibility - ideal for construction sites
- ▶ Stable road-holding, also on muddy and soft surfaces
- ▶ The tread ensures extreme solidity
- ▶ Rubber mix suitable for various circumstances
- ▶ Ideal for flatbed trailers, wood transporters and trailers for mixed and heavy-duty use



AVAILABLE SIZES

Size	L/S-index	TL/TT	M+S/				
385/55R19.5	156J	TL	M+S	D	C	CAT-2	73
435/50R19.5	160J	TL	M+S	D	C	CAT-2	73
445/45R19.5	160J	TL	M+S	D	C	CAT-2	73

View the technical specifications of this tyres on page 34-37



BLT03

- ▶ Stable, thanks to structure specially designed for (jumbo) trailers
- ▶ Six transverse pattern grooves for exceptional road handling
- ▶ Offers transport efficiency and maximum customer benefits



AVAILABLE SIZE

Size	L/S-index	TL/TT	M+S/				
385/55R22.5	160J/158L	TL	M+S	D	B	CAT-2	73

View the technical specifications of this tyres on page 34-37



BLT05

- ▶ Five longitudinal grooves ensure effective water discharge on wet road surfaces
- ▶ Larger contact surface ensures extra-safe road behaviour
- ▶ Energy-efficient rubber compounds help to improve performance



WE ALSO SUPPLY TRUCK AND AGRICULTURAL TYRES

Contact us for
personal advice:

info@barkleytyres.com

+31 (0)523 850 850



TRUCK

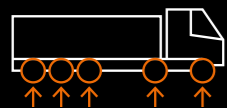


AGRICULTURAL



OTR

ALL AXLES



We love true all-rounders. Tyres that must perform effectively on all axles. Do you often work on construction sites or civil engineering projects? Then you know that site conditions can vary greatly! That's why Barkley has developed the BL621: a tyre that is suitable for all axles. In addition, it can also resist heavy loads, friction in tight bends and sharp obstacles

off-road. That's a promise! Experience the very high durability of these tyres for yourself. We have already witnessed it during our tests.

You will see that they offer the maximum productivity and effective price per kilometre you have been looking for!

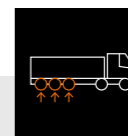
TRUCK TYRES - ALL AXLES

Developed in accordance with latest European trends

The **BL621** (all positions) is characterised by an extra wide tread and a new compound, which has been specially developed for on/off use. Naturally, the tyre complies with the strictest European requirements.

The **BL621** is suitable for all axle positions on trucks and trailers, as well as large and small tippers used on and off-road. It can be used on steering axles, drive axles and trailer axles. The structure of the pattern design offers maximum traction and improved kilometrage. The tyre can comfortably deal with heavy loads thanks to its optimised heel and heel-core design.

The **BL621** is a robust and versatile tyre.



AVAILABLE SIZES

Size	L/S-index	TL/TT	M+S/				
13R22.5	158/156K	TL	M+S /	D	B	CAT-2	73
315/80R22.5	158/150K	TL	M+S /	D	B	CAT-2	73

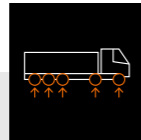
View the technical specifications of this tyres on page 34-37



- ▶ The structure of the pattern design offers maximum traction and improved kilometrage
- ▶ Secure driving behaviour on hard as well as soft, muddy surfaces
- ▶ Strong shoulder structure for improved performance and traction
- ▶ Optimised pattern for reduced stone build-up



BL621



AVAILABLE SIZES

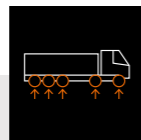
Size	L/S-index	TL/TT	M+S/				
12.00R20	154/151K	TL		D	B	CAT-2	73
11R22.5	148/145K	TL		D	B	CAT-2	73
12R22.5	152/148K	TL		D	B	CAT-2	73
12.00R24	156/153K	TL		D	B	CAT-2	73
12.00R24	156/153K	TT Set		D	B	CAT-2	73

View the technical specifications of this tyres on page 34-37



BL601

- ▶ Secure driving behaviour on hard as well as soft, muddy surfaces
- ▶ Very good drainage of water and mud thanks to wide profile grooves
- ▶ Strong outer-shoulder structure ensures improved performance and traction



AVAILABLE SIZE

Size	L/S-index	TL/TT	M+S/				
295/80R22.5	152/148J (154/150E)	TL	M+S	E	B	CAT-2	73

View the technical specifications of this tyres on page 34-37



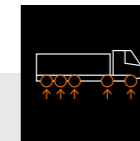
BLU01

- ▶ Suitable for use in and around the city
- ▶ Very stable casing structure and side wall
- ▶ Resistant against pavements and potholes, and suitable for regular acceleration and braking
- ▶ Special rubber compound offers grip on wet road surfaces, low rolling resistance & a longer life-span

Barkley bus tyres effective during intensive city use

The Barkley **BLU01** is a bus tyre that is perfectly immune to (poorly repaired) potholes, contact with pavements (scraping) and regular acceleration and braking. This tyre is suitable for all axle positions on buses, cleaning vehicles and garbage trucks.

The **BLU02** is a new generation bus tyre. The pattern and casing can perfectly resist the challenges of intensive turning, braking and acceleration, as well as the heavy loads created by bus passengers. A tyre that always soldiers on during day-to-day use. The pattern design ensures excellent heat discharge and overall durability, mainly due to the S-shaped profile components. The **BLU02** is a tyre that lives up to its reputation; each and every day.



AVAILABLE SIZES

Size	L/S-index	TL/TT	M+S/				
11R22.5	148/145J	TL	M+S	E	B	CAT-2	73
275/70R22.5	150/148J (152/148F)	TL	M+S	E	B	CAT-2	73
295/80R22.5	154/149M	TL	M+S	E	B	CAT-2	73

View the technical specifications of this tyres on page 34-37



BLU02

- ▶ Suitable for use in and around the city
- ▶ Very stable casing structure and side wall
- ▶ Long life-span and maximum safety; important factors for decision-makers
- ▶ Combination of effective day-to-day use and an attractive price per kilometre

BARKLEY IS ALSO YOUR PARTNER ONLINE

barkleytyres.com


Knowledge, speed and convenience.


Visit barkleytyres.com to find information about the wide range of tyres we can offer you. You will also find more information about our brand, the sectors in which we operate and the technical background of our tyres.

Would you like to know if one of the tyres you saw online is actually compatible with your specific situation or purpose? Then please contact us for personal advice. We will always be able to assist you, be it online or in person.

**WE CAN ALWAYS HELP YOU,
BOTH ONLINE AND IN PERSON**

 barkleytyres.com

 +31 (0)523 850 850














TECHNICAL SPECIFICATIONS























BARKLEY
MADE IN COLO
100% 100% 100%

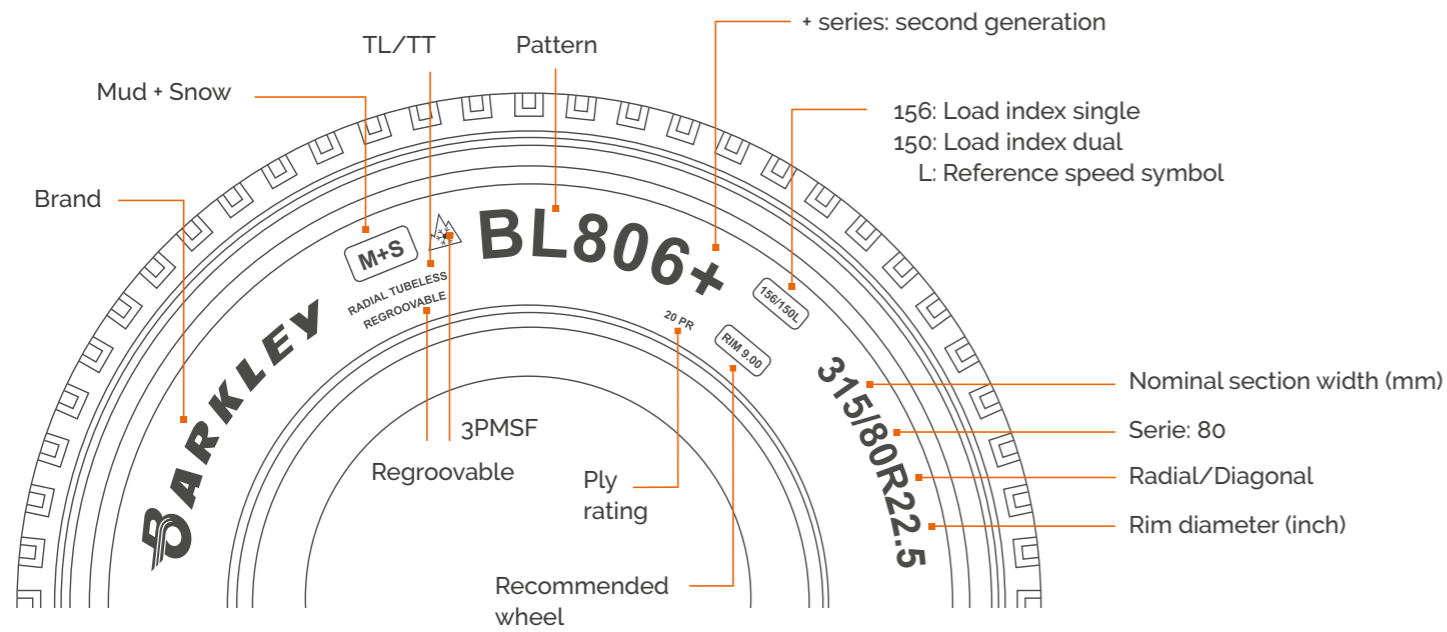
TECHNICAL SPECIFICATIONS

Size	Pattern	L/S-index	L/S-index 2	PR	TL/TT	M+S / 	Position	Use	Fuel efficiency	Grip on wet surface		Noise emission (wave)	Noise emission (decibel)	Width (mm)	Diameter (mm)	Load bearing radius (mm)	Rolling circumference (mm)	Tread depth (mm)	Recommended wheel	Bearing capacity per tyre		Air pressure (bar)
																				Single (kg)	Dual (kg)	
9.5R17.5	BL209	129/127M		14	TL		Steering axle	Regional	E	C		2	71	240	842	391	2568	12.0	6.75 - 17.5	1850	1750	7.5
9.5R17.5	BL209	143/141J		18	TL		Trailer	Regional	E	C		2	71	240	842	371	2568	12.0	6.75 - 17.5	2725	2575	8.75
205/75R17.5	BL207	124/122M		14	TL		Steering axle	Regional	E	C		2	72	205	753	353	2297	12.5	6.00 - 17.5	1600	1500	7.5
215/75R17.5	BL210	126/124M		14	TL		Steering axle	Regional	F	B		1	70	212	767	359	2339	12.5	6.00 - 17.5	1700	1600	7.0
215/75R17.5	BL210	135/133J		16	TL		Trailer	Regional	F	B		1	70	212	767	337	2339	12.5	6.00 - 17.5	2180	2060	8.5
215/75R17.5	BL808	126/124M		14	TL	M+S	Drive axle	Regional	F	B		2	72	212	767	337	2339	15.0	6.00 - 17.5	1700	1600	7.0
235/75R17.5	BL212	132/130M		14	TL		Steering axle	Regional	E	B		2	72	233	797	353	2431	13.0	6.75 - 17.5	2000	1900	7.75
235/75R17.5	BL212	143/141J		18	TL		Trailer	Regional	E	B		2	72	233	797	353	2431	13.0	6.75 - 17.5	2725	2575	8.75
235/75R17.5	BL808	132/130M		14	TL	M+S	Drive axle	Regional	F	B		2	73	233	797	353	2431	15.5	6.75 - 17.5	2000	1900	7.75
235/75R17.5	BL609	143/141J	144/144F	18	TL	M+S	Trailer	On/Off	D	C		2	73	233	797	370	2430	14.5	6.75 - 17.5	2725	2575	8.75
245/70R17.5	BL212	143/141J		18	TL	M+S	Trailer	Regional	E	C		2	72	248	789	342	2406	12.0	6.75 - 17.5	2725	2575	9.0
245/70R17.5	BL808	143/141L		18	TL	M+S	Drive axle	Regional	F	C		3	73	248	789	342	2406	18.0	6.75 - 17.5	2725		9.0
245/70R17.5	BL609	143/141J	144/144F	18	TL	M+S	Trailer	On/Off	D	C		2	73	248	789	365	2405	14.5	6.75 - 17.5	2725	2575	8.75
245/70R19.5	BL207	136/134M		16	TL	M+S	Steering axle	Regional	D	C		2	71	248	839	363	2559	13.0	7.50 - 19.5	2240	2120	8.25
265/70R19.5	BL207	140/138M		16	TL	M+S	Steering axle	Regional	D	C		2	72	262	867	374	2644	13.5	7.50 - 19.5	2500	2360	7.75
265/70R19.5	BL207	143/141J		18	TL	M+S	Trailer	Regional	D	C		2	72	262	867	374	2644	13.5	7.50 - 19.5	2725	2575	8.5
265/70R19.5	BL802	143/141J		18	TL	M+S	Trailer	On/Off	E	D		2	75	262	867	412	2587	16.0	7.50 - 19.5	2725	2575	8.5
285/70R19.5	BL207	150/147J		18	TL	M+S	Trailer	Regional	D	C		2	73	283	895	388	2730	14.0	8.25 - 19.5	3350	3075	9.0
285/70R19.5	BL207	146/144M		18	TL	M+S	Steering axle	Regional	D	C		2	73	283	895	412	2730	14.0	8.25 - 19.5	3000	2800	9.0
285/70R19.5	BL808	146/144M		18	TL	M+S	Drive axle	Regional	D	C		2	73	283	895	412	2730	16.0	8.25 - 19.5	3000	2800	9.0
305/70R19.5	BLT03	148/145M		18	TL	M+S	Steering axle	Long distance	D	C		2	73	305	923	424	2815	12.0	8.25 - 19.5	3150	2900	8.5
385/55R19.5	BLT03	156J		18	TL	M+S	Trailer	Long distance	D	C		2	73	386	919	425	3018	12.5	11.75 - 22.5	4000		9.0
435/50R19.5	BLT03	160J		20	TL	M+S	Trailer	Long distance	D	C		2	73	438	931	419	2821	12.5	14.00 - 19.5	4500		9.0
445/45R19.5	BLT03	160J		20	TL	M+S	Trailer	Long distance	D	C		2	73	446	895	406	2712	15.5	14.00 - 19.5	4500		9.0
12.00R20	BL601	154/151K		18	TT		All axles	On/Off	D	B		2	73	315	1125	516	3400	17.0	8.50 - 20	3750	3450	8.3
10R22.5	BL208	144/142L		14	TL		Steering axle	Regional	F	B		2	71	254	1020	455	3166	14.0	7.50 - 22.5	2800	2650	8.5
11R22.5	BL216	148/145M		16	TL		Steering axle	Regional	D	B		2	73	279	1050	462	3203	14.5	8.25 - 22.5	3150	2900	8.5
11R22.5	BL601	148/145K		16	TL		All axles	On/Off	D	B		2	73	279	1050	489	3203	15.5	7.50 - 22.5	3150	2900	8.5
11R22.5	BLU02	148/145J		16	TL	M+S	All axles	Urban	E	B		2	73	279	1050	489	3203	20.0	8.25 - 22.5	3150	2900	8.5
12R22.5	BL601	152/148K		16	TL		All axles	On/Off	D	B		2	73	300	1084	478	3306	17.0	9.00 - 22.5	3550	3150	8.5
13R22.5	BL621	158/156K		20	TL	M+S / 	All axles	On/Off	D	B		2	73	320	1124	520	3430	17.0	9.00 - 22.5	4250	4000	8.75
13R22.5	BL826	156/150K		18	TL	M+S / 	Drive axle	On/Off	D	B		2	73	320	1124	520	3430	21.0	9.00 - 22.5	4000	3350	8.75
255/70R22.5	BL207	140/137M		16	TL	M+S	Steering axle	Regional	D	C		2	72	255	930	400	2837	14.0	7.50 - 22.5	2500	2300	7.0
275/70R22.5	BL207	150/148M		18	TL	M+S	Steering axle	Regional	D	C		2	72	276	958	414	2922	14.5	8.25 - 22.5	3350	3150	9.0
275/70R22.5	BL808	148/145M		16	TL	M+S	Drive axle	Regional	E	C		2	73	276	958	414	2922	17.5	7.50 - 22.5	3150	2900	9.0
275/70R22.5	BLU02	150/148J	152/148F	18	TL	M+S	All axles	Urban	E	B		2	73	276	958	460	2980	19.5	8.25 - 22.5	3150	2900	9.0
275/80R22.5	BL216	149/146M		16	TL		Steering axle	Regional	D	B		2	72	276	1012	446	3087	14.5	8.25 - 22.5	3250	3000	8.5
295/60R22.5	BL203*	150/147L		16	TL	M+S / 	Steering axle	Regional	C	B		2	73	292	926	435	2806	13.0	9.00 - 22.5	3350	3075	9.0
295/60R22.5	BL806*	150/147L		16	TL	M+S / 	Drive axle	Regional	D	B		2	73	292	926	435	2806	18.0	9.00 - 22.5	3350	3075	9.0
295/80R22.5	BL203*	154/149M		18	TL	M+S / 	Steering axle	Regional	C	B		2	71	298	1044	461	3184	15.0	9.00 - 22.5	3750	3250	8.5
295/80R22.5	BL806*	152/148M		16	TL	M+S / 	Drive axle	Regional	D	B		2	73	298	1044	486	3184	20.0	8.25 - 22.5	3550	3150	8.5
295/80R22.5	BLU01	152/148J	154/150E	16	TL	M+S	All axles	Urban	E	B		2	73	298	1044	486	3184	20.0	9.00 - 22.5	3550	3150	9.0
295/80R22.5	BLU02	154/149M		18	TL	M+S	All axles	Urban	E	B		2	73	298	1044	486	3184	20.0	9.00 - 22.5	3750	3250	9.0
295/80R22.5	BLW02	152/148M		16	TL	M+S / 	Steering axle	Winter	E	C		2	72	298	1044	486	3184	15.0	8.25 - 22.5	3550	3150	8.5
295/80R22.5	BLW12	154/149M		18	TL	M+S / 	Steering axle	Winter	E	C		2	75	298	1044	488	3187	16.0	9.00 - 22.5	3750	3250	8.5
295/80R22.5	BLW08	152/148M		16	TL	M+S / 	Drive axle	Winter	E	C		2	72	298	1044	486	3184	20.0	8.25 - 22.5	3550	3150	8.5
295/80R22.5	BLW18	152/148M		16	TL	M+S / 	Drive axle	Winter	E	C		2	73	298	1044	486	3184	20.5	9.00 - 22.5	3550	3150	8.5

TECHNICAL SPECIFICATIONS

Size	Pattern	L/S-index	L/S-index 2	PR	TL/TT	M+S / 	Position	Use	Fuel efficiency	Grip on wet surface		Noise emission (wave)	Noise emission (decibel)	Width (mm)	Diameter (mm)	Load bearing radius (mm)	Rolling circumference (mm)	Tread depth (mm)	Recommended wheel	Bearing capacity per tyre		Air pressure (bar)
																				Single (kg)	Dual (kg)	
315/60R22.5	BL203*	154/150L	152/148M	18	TL	M+S / 	Steering axle	Regional	C	B		2	73	313	950	445	2878	13.0	9.00 - 22.5	3550	3150	9.0
315/60R22.5	BL806*	152/148M		16	TL	M+S / 	Drive axle	Regional	D	B		2	73	313	950	445	2878	18.0	9.00 - 22.5	3550	3150	9.0
315/70R22.5	BL203*	156/150L	154/150M	18	TL	M+S / 	Steering axle	Regional	C	B		2	73	312	1014	468	3093	15.0	9.00 - 22.5	4000	3350	9.0
315/70R22.5	BL806*	154/150L	152/148M	16	TL	M+S / 	Drive axle	Regional	D	B		2	73	312	1014	468	3093	20.0	9.00 - 22.5	3750	3350	9.0
315/70R22.5	BLW02	154/150L		16	TL	M+S / 	Steering axle	Winter	D	C		2	73	312	1014	468	3093	15.0	9.00 - 22.5	3750	3350	9.0
315/70R22.5	BLW12	156/150L		18	TL	M+S / 	Steering axle	Winter	E	C		2	75	312	1014	466	3073	15.0	9.00 - 22.5	4000	3350	9.0
315/70R22.5	BLW08	154/150L		16	TL	M+S / 	Drive axle	Winter	E	C		2	73	312	1014	468	3093	20.0	9.00 - 22.5	3750	3350	9.0
315/70R22.5	BLW18	152/148M		16	TL	M+S / 	Drive axle	Winter	E	C		2	73	298	1044	486	3184	20.5	9.00 - 22.5	3550	3150	8.5
315/80R22.5	BL203*	158/150L	154/150M	22	TL	M+S / 	Steering axle	Regional	C	B		2	73	312	1076	474	3282	15.0	9.00 - 22.5	4000	3350	8.5
315/80R22.5	BL806*	156/150L	154/150M	20	TL	M+S / 	Drive axle	Regional	D	B		2	73	312	1076	500	3282	20.0	9.00 - 22.5	4000	3350	8.5
315/80R22.5	BL621	158/150K		22	TL	M+S / 	All axles	On/Off	D	B		2	73	312	1076	500	3280	17.0	9.00 - 22.5	4250	3350	8.5
315/80R22.5	BL826	156/150K		20	TL	M+S / 	Drive axle	On/Off	E	B		2	75	312	1076	500	3280	21.0	9.00 - 22.5	4000	3350	8.5
315/80R22.5	BLW02	156/150L		20	TL	M+S / 	Steering axle	Winter	D	C		2	73	312	1076	500	3282	15.0	9.00 - 22.5	4000	3350	8.5
315/80R22.5	BLW12	158/150L		22	TL	M+S / 	Steering axle	Winter	E	C		2	75	312	1076	501	3281	15.5	9.00 - 22.5	4250	3350	9.0
315/80R22.5	BLW08	154/150L		16	TL	M+S / 	Drive axle	Winter	E	C		2	73	312	1076	500	3282	20.0	9.00 - 22.5	4000	3350	8.5
315/80R22.5	BLW18	156/150L		20	TL	M+S / 	Drive axle	Winter	E	C		2	73	312	1076	500	3282	20.0	9.00 - 22.5	4000	3350	8.5
385/55R22.5	BLT05	160J/158L		20	TL	M+S	Trailer	Regional	D	B		2	73	386	996	443	3018	15.5	11.75 - 22.5	4500	4250	9.0
385/55R22.5	BL606	160J		20	TL	M+S	Trailer	On/Off	D	B		2	73	386	996	443	3018	16.5	11.75 - 22.5	4500		9.0
385/55R22.5	BLW12	160K	158L	20	TL	M+S / 	Steering axle	Winter	E	C		2	75	386	996	463	3004	14.5	11.75 - 22.5	4500		9.0
385/65R22.5	BLT08	160K	158L	20	TL	M+S	Trailer	Regional	C	B		2	73	389	1072	496	3248	16.5	11.75 - 22.5	4500	4250	9.0
385/65R22.5	BL606	164J		24	TL	M+S	Trailer	On/Off	D	B		2	73	389	1072	474	3248	16.5	11.75 - 22.5	5000		9.0
385/65R22.5	BL219	164J		24	TL		Steering axle	Regional	D	C		2	73	389	1072	495	3248	13.0	11.75 - 22.5	5000		9.0
385/65R22.5	BLW02	160K	158L	20	TL	M+S / 	Steering axle	Winter	C	C		2	73	389	1072	495	3248	16.5	11.75 - 22.5	4500	4250	9.0
385/65R22.5	BLW12	164K	158L	24	TL	M+S / 	Steering axle	Winter	E	C		2	75	389	1072	496	3242	15.5	11.75 - 22.5	5000		9.0
425/65R22.5	BL605	165J		20	TL		Trailer	Regional	D	B		2	73	422	1124	498	3406	17.5	13.00 - 22.5	5150		8.3
425/65R22.5	BL606	165J		20	TL	M+S	Trailer	On/Off	D	B		2	73	430	1124	498	3406	17.5	13.00 - 22.5	5150		8.25
445/65R22.5	BL606	169J		20	TL	M+S	Trailer	On/Off	D	B		2	73	444	1150	511	3485	18.0	14.00 - 22.5	5800		9.0
12.00R24	BL601	156/153K		18	TL		All axles	On/Off	D	B		2	73	313	1226	537	3739	17.0	8.5 - 24	4000	3650	7.75
12.00R24	BL601	156/153K		18	TT Set		All axles	On/Off	D	B		2	73	313	1226	537	3739	17.0	8.5 - 24	4000	3650	7.75

INDEX FOR DESIGNATIONS, LOADS AND SPEEDS



LOAD INDEX

Loadindex	Bearing capacity in kg	Loadindex	Bearing capacity in kg
120	1400	156	4000
121	1450	157	4125
122	1500	158	4250
123	1550	159	4375
124	1600	160	4500
125	1650	161	4625
126	1700	162	4750
127	1750	163	4875
128	1800	164	5000
129	1850	165	5150
130	1900	166	5300
131	1950	167	5450
132	2000	168	5600
133	2060	169	5800
134	2120	170	6000
135	2180	171	6150
136	2240	172	6300
137	2300	173	6500
138	2360	174	6700
139	2430	175	6900
140	2500	176	7100
141	2575	177	7300
142	2650	178	7500
143	2725	179	7750
144	2800	180	8000
145	2900	181	8250
146	3000	182	8500
147	3075	183	8750
148	3150	184	9000
149	3250	185	9250
150	3350	186	9500
151	3450	187	9750
152	3550	188	10000
153	3650	189	10300
154	3750	190	10600
155	3875		

SPEED INDEX

Speed symbol	Speed in km
F	80
G	90
J	100
K	110
L	120
M	130
N	140



Zwedenweg 17
7772 TC Hardenberg
The Netherlands

T +31 (0)523 850 850
F +31 (0)523 850 855

barkleytyres.com